

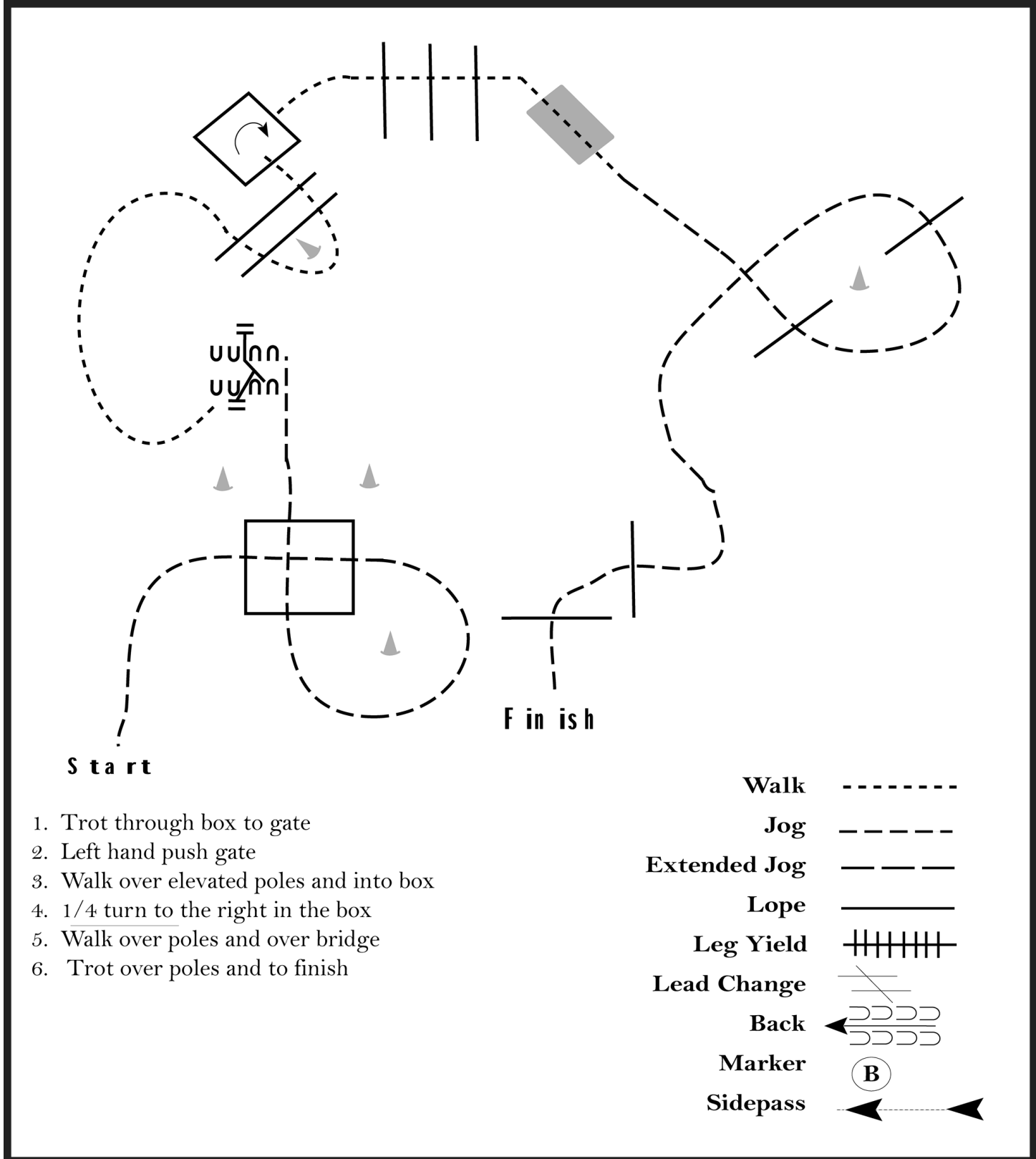
# NSBA Celebration 2019

## Trail In Hand 192-196

Show Date:

www.HorseShowPatterns.com

www.HorseShowPatterns.com



**S t a r t**

**F i n i s h**

1. Trot through box to gate
2. Left hand push gate
3. Walk over elevated poles and into box
4. 1/4 turn to the right in the box
5. Walk over poles and over bridge
6. Trot over poles and to finish

<b>Walk</b>	.....
<b>Jog</b>	-----
<b>Extended Jog</b>	- - - - -
<b>Lope</b>	—————
<b>Leg Yield</b>	/
<b>Lead Change</b>	—/—
<b>Back</b>	←←← →→→
<b>Marker</b>	Ⓚ
<b>Sidepass</b>	←-----→

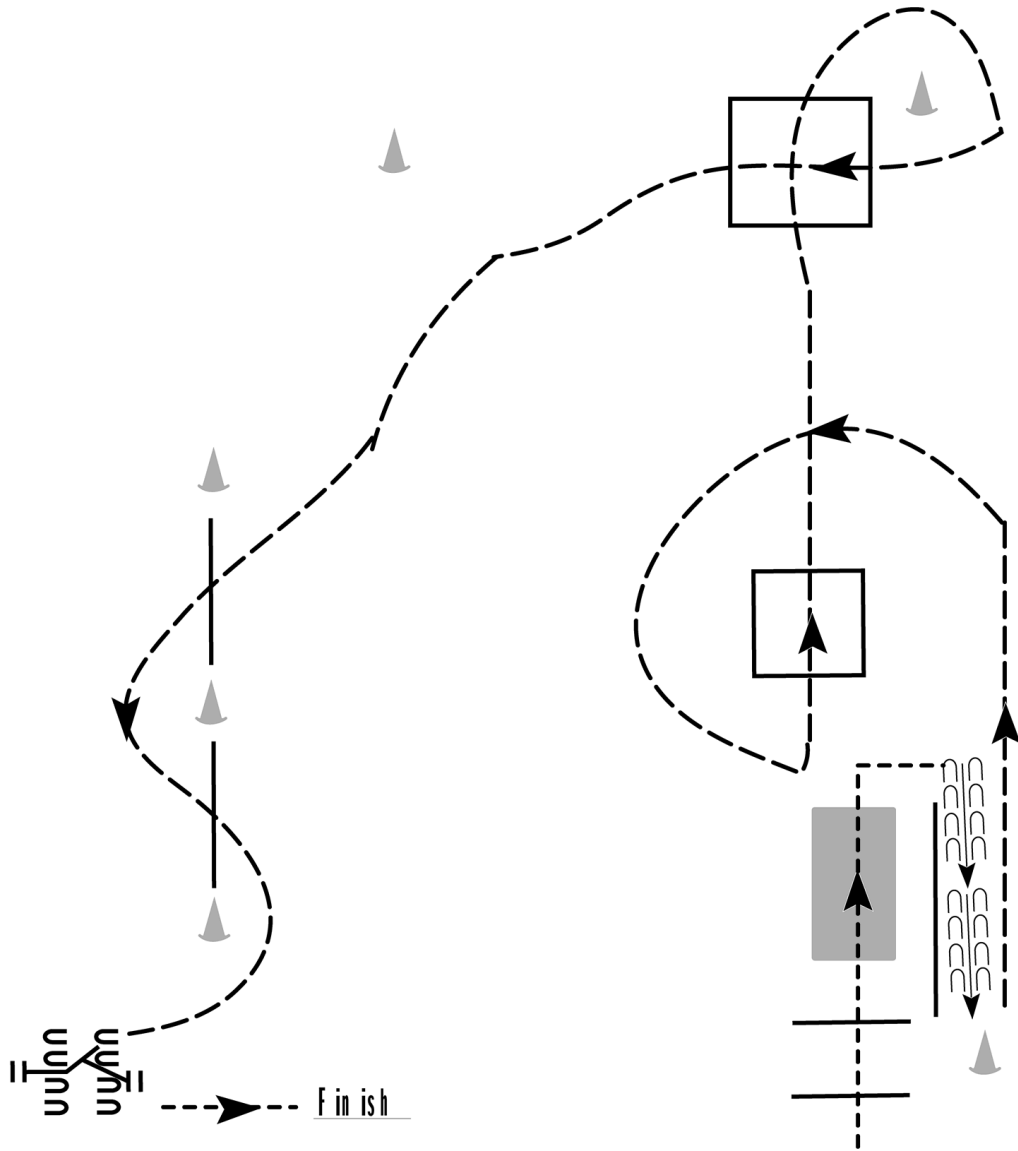
[T/1-5]

**Pattern Provided by:**

# NSBA Celebration 2019

## Trail W/T 197-203

Show Date:



1. Walk over poles and bridge.
2. Back into chute.
3. Jog out of chute, around and thru box.
4. Jog thru box and around cone as shown.
5. Jog thru serpentine and over poles to gate.
6. Work gate with left hand and walk to finish.

Start

Walk	-----
Jog	- - - - -
Lope	—————
Back	←←←←←
Marker	▲
Sidepass	←-----→

[T/WT-43]

Pattern Provided by:

www.HorseShowPatterns.com

www.HorseShowPatterns.com

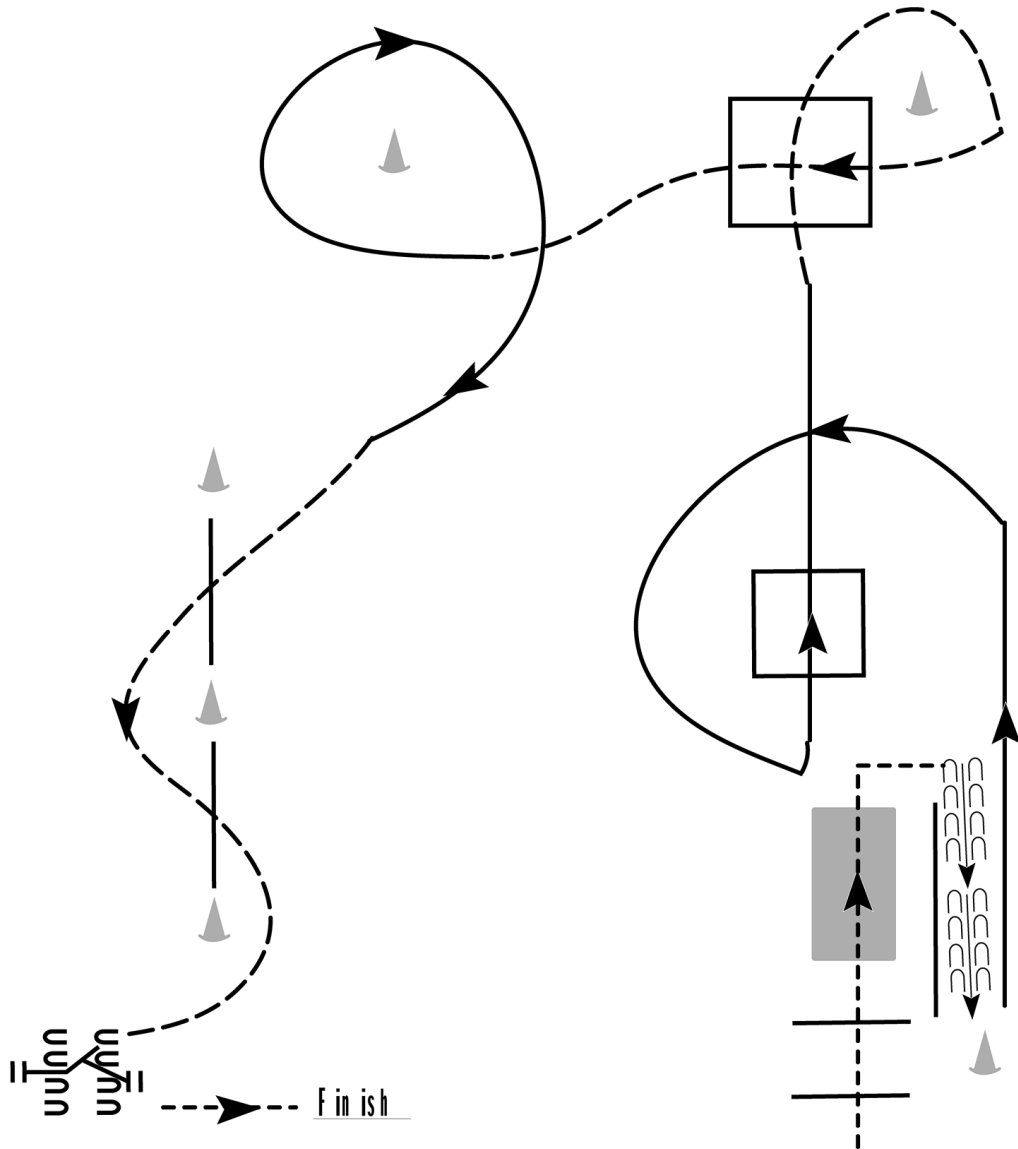
# NSBA Celebration 2019

Trail 204-206, 212, 213, 281-286, 289

Show Date:

www.HorseShowPatterns.com

www.HorseShowPatterns.com



1. Walk over poles and bridge.
2. Back into chute.
3. Lope out of chute, around and thru box on left lead.
4. Jog thru box and around cone as shown.
5. Lope around cone on right lead.
6. Jog thru serpentine and over poles to gate.
7. Work gate with left hand and walk to finish.

Start

Walk	-----
Jog	- - - - -
Lope	—————
Back	←←←←←
Marker	▲
Sidepass	←-----←

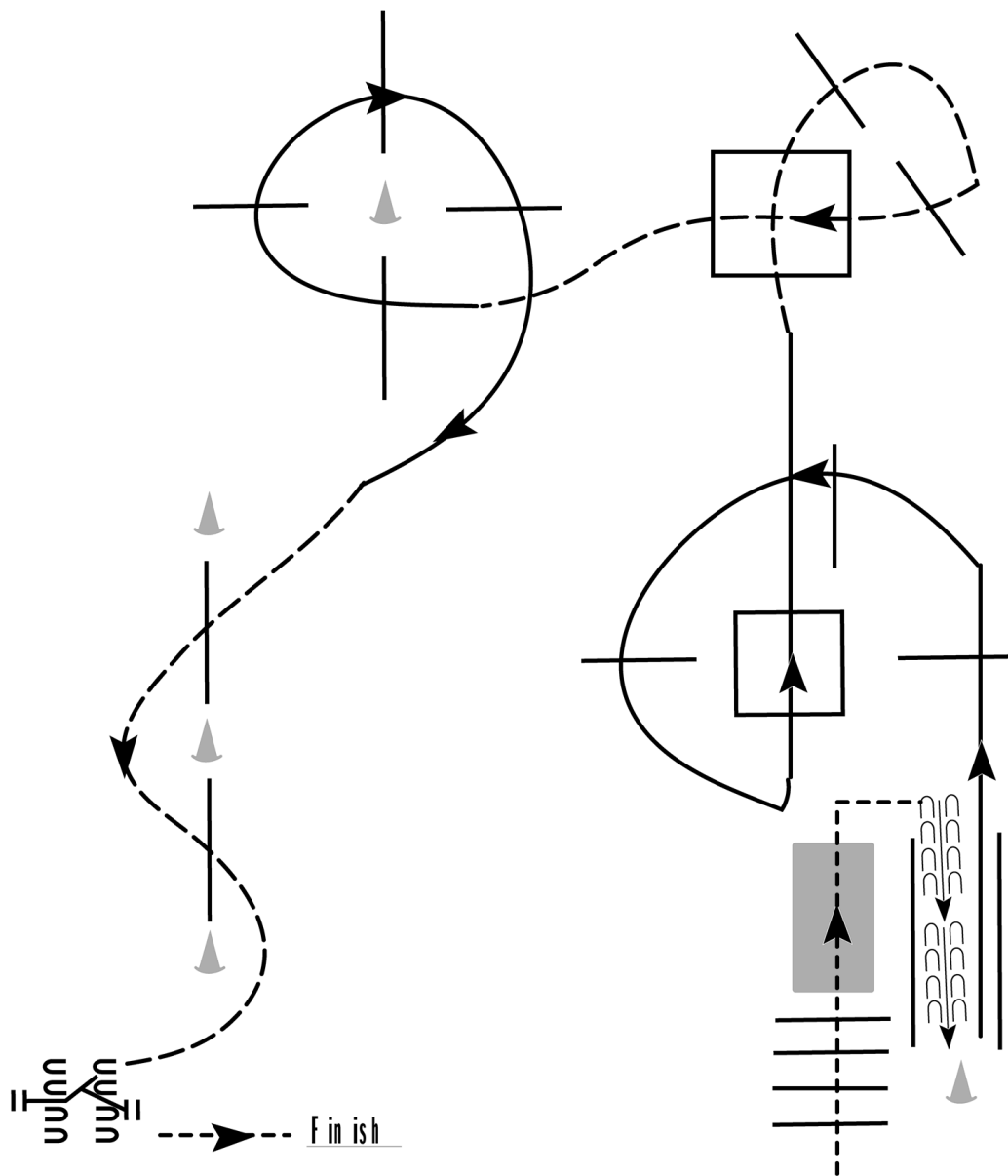
[T/1-43]

Pattern Provided by:

# NSBA Celebration 2019

Trail 207-210, 211

Show Date:



1. Walk over poles and bridge.
2. Back into chute.
3. Lope out of chute and over poles and thru box on left lead.
4. Jog thru box and over poles as shown.
5. Lope over poles on right lead.
6. Jog thru serpentine and over poles to gate.
7. Work gate with left hand and walk to finish.

Start

<b>Walk</b>	.....
<b>Jog</b>	-----
<b>Lope</b>	————
<b>Back</b>	←←←←
<b>Marker</b>	▲
<b>Sidepass</b>	←-----→

[T/2-43]

**Pattern Provided by:**

www.HorseShowPatterns.com

www.HorseShowPatterns.com

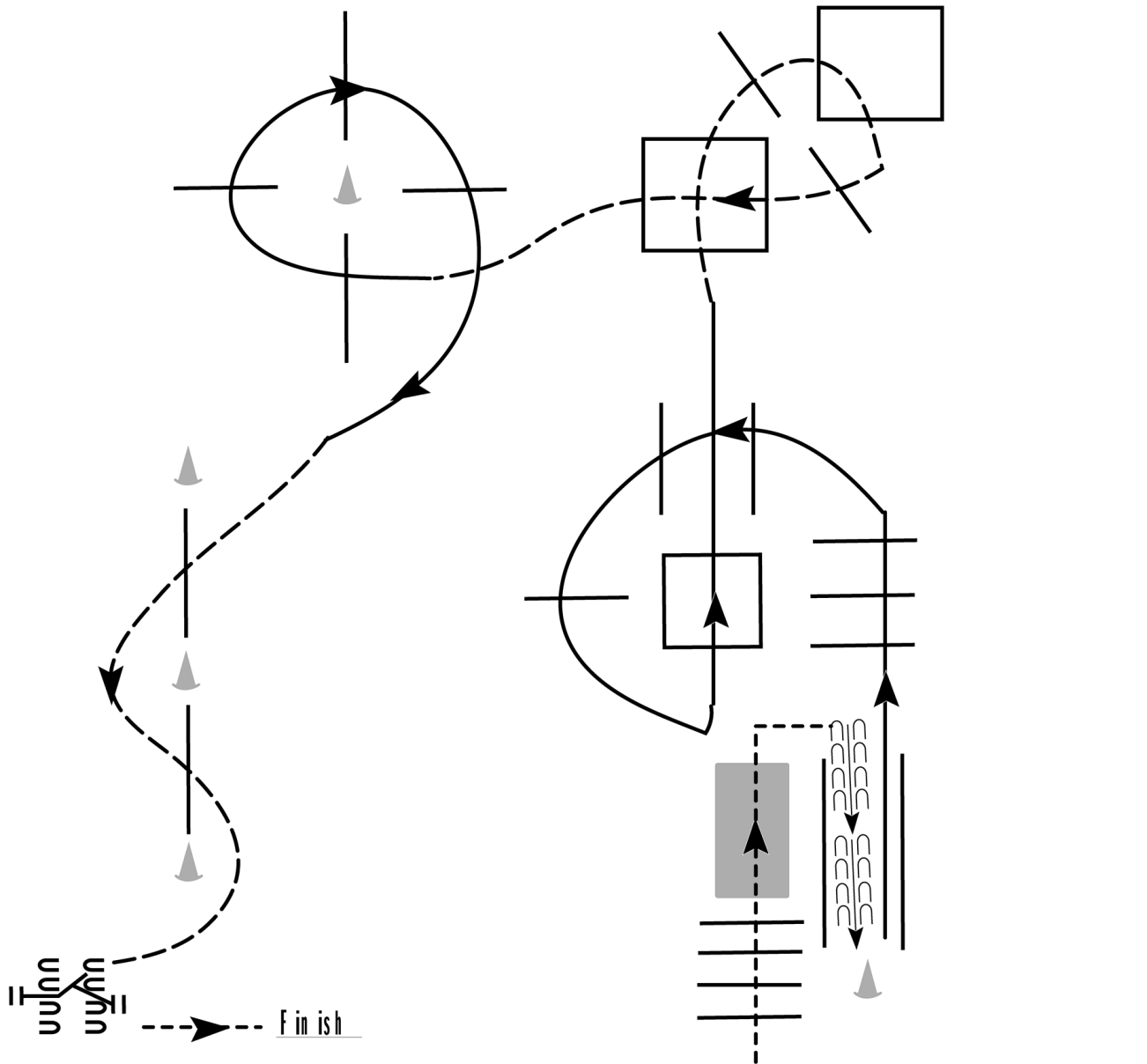
# NSBA Celebration 2019

Trail 287-288, 290-292

Show Date:

www.HorseShowPatterns.com

www.HorseShowPatterns.com



1. Walk over poles and bridge.
2. Back into chute.
3. Lope out of chute and over poles and thru box on left lead.
4. Jog thru boxes and over poles as shown.
5. Lope over poles on right lead.
6. Jog thru serpentine and over poles to gate.
7. Work gate with left hand and walk to finish.

Start

<b>Walk</b>	-----
<b>Jog</b>	- - - - -
<b>Lope</b>	—————
<b>Back</b>	←←←←←
<b>Marker</b>	▲
<b>Sidepass</b>	←-----→

[T/3-43]

**Pattern Provided by:**